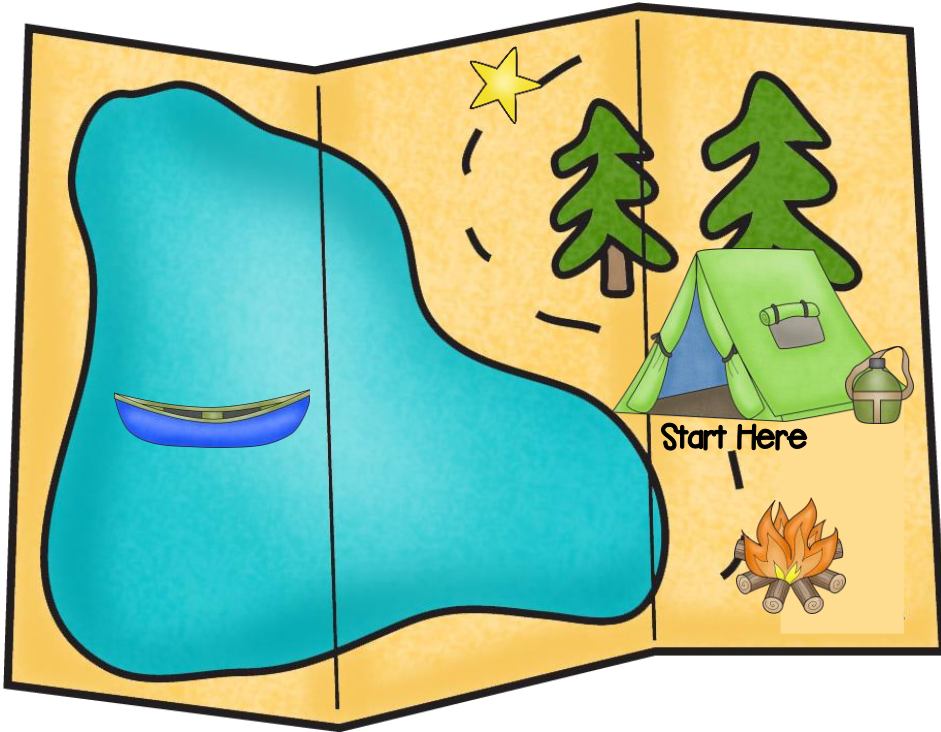


Map Skills – Using a Compass



Directions: Use the compass to identify the location of the star, canoe, canteen, and fire. Imagine that you are standing in front of the tent. Write N, E, S, or W in the boxes below.



Observing Nature – My Five Senses



Directions: Observe nature while using your five senses. Draw a sketch of something you see, hear, taste, touch, and smell.

SEE	HEAR









TOUCH	TASTE	SMELL



Thumbs up, Thumbs Down





– Helping Wild Animals

Directions: Read each statement about the animals below. Circle a thumbs up or a thumbs down based on whether the sentence is true or false.

	<p>While hiking in a forest, wear a bell to notify bears that you are in their territory.</p>	
	<p>Store garbage cans in a garage or shed in order to keep raccoons from eating trash.</p>	
	<p>Hummingbirds make great pets. Their primary diet is seeds and nuts.</p>	
	<p>National parks help endangered animals such as the lynx by preserving their habitat.</p>	

Graphing – What is the Weather Today?




Directions: Observe the weather for five days. Color in one square each day based on the weather outside.




 <p>Rainy</p>	 <p>Sunny</p>	 <p>Stormy</p>	 <p>Cloudy</p>
--	--	---	---



Tally Marks - I'm Going on a Bug Hunt


Directions: Go on a nature walk and look for bees, butterflies, grasshoppers, ants, beetles, and caterpillars. Make tally marks for each bug. Stop at five tally marks.

		
Bee	Butterfly	Grasshopper


		
Ant	Beetle	Caterpillar

Sequencing - How to Catch a Fish

Directions: Put the pictures into sequential order by drawing a line to the correct number.




2
4
1
3



Giving Credit Where Credit is Due

Thank you to the following individuals for helping me create great lessons for children. Please check out the following educators for outstanding fonts and graphics.



FRANKI 407.929.5441
INKHAPPYDESIGNS.COM
INKHAPPYDESIGNS@GMAIL.COM

FOLLOW ME!
f p i



National Parks Accordion Book

- ❑ Print pages 2-3, single sided only.
- ❑ Cut in half a 12 x 18 inch construction paper lengthwise in any color you like. The final dimensions should be 6 x 18 inches.
- ❑ Give your child a 6 x 18 inch piece of construction paper and show him or her how to fold the paper into fourths.
- ❑ Write the page number in pencil on the center of each square. The following numbers indicate the order in which the pages should be glued into the book.

Front Side

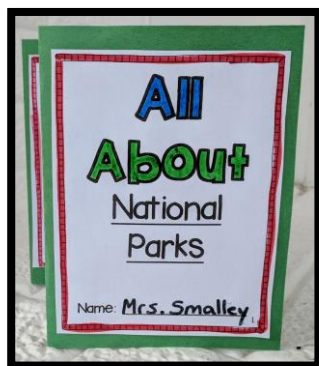
6.	7.	8.	1.
----	----	----	----

Back Side


2.	3.	4.	5.
----	----	----	----

- ❑ Discuss each page in the mini book and complete the activities. After all pages have been finished, carefully cut out each page and glue onto the construction paper.
- ❑ Allow construction paper to dry completely before folding the book into an accordion shape.

Cover of Book



This Side is Open



Front of Book

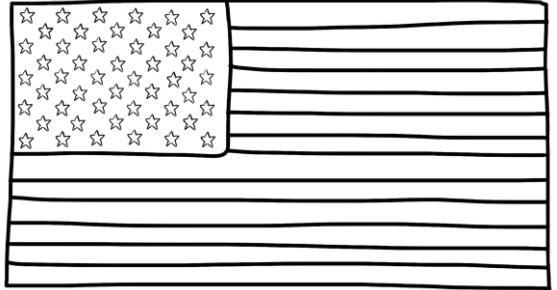
Open the accordion book and follow the page numbers until you get back to the beginning.

All About National Parks

Name: _____

1.

Theodore Roosevelt



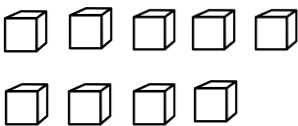
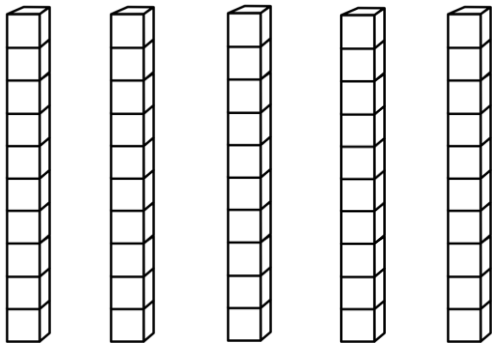
Our 26th President, Theodore Roosevelt established national parks to protect wild life, the environment, and conserve natural resources.

Color the United States of America flag.

2.

Number of Parks

There are 59 national parks in the United States of America.




59

Count the number 59 by tens and ones.
Next, trace the number 59.

3.

Protecting Animals



National parks provide a habitat for endangered species and many animals.

Circle your favorite animal. Color the longhorn sheep, eagle, fox, and mountain lion.

4.

Smokey the Bear

Smokey the Bear and all wild life need healthy forests to live. Help prevent forest fires by never playing with matches and by watching your campfire.



Color the bear and forest.

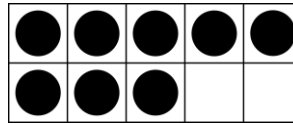

5.

Important States

California, Alaska, and Utah have the most national parks in the USA.

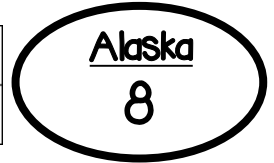
California

9



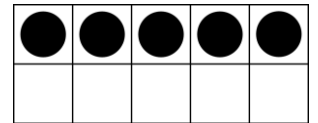
Alaska

8



Utah

5




Count the dots on each ten frame.

6.

Funding for Parks

National parks rely on the generosity of citizens to help sustain America's parks.



25¢



10¢

5¢

1¢

Draw a line to the correct value of each coin. 7.

Reduce, Reuse, Recycle



Being a good citizen is important. Recycling helps keep our national parks and earth beautiful.

Put an X on the picture that does not belong. Color the pictures.

8.

Giving Credit Where Credit is Due

Thank you to the following individuals for helping me create great lessons for children!
Please check out the following educators for outstanding fonts and graphics.



FRANKI 407.929.5441
INKHAPPYDESIGNS.COM
INKHAPPYDESIGNS@GMAIL.COM

